

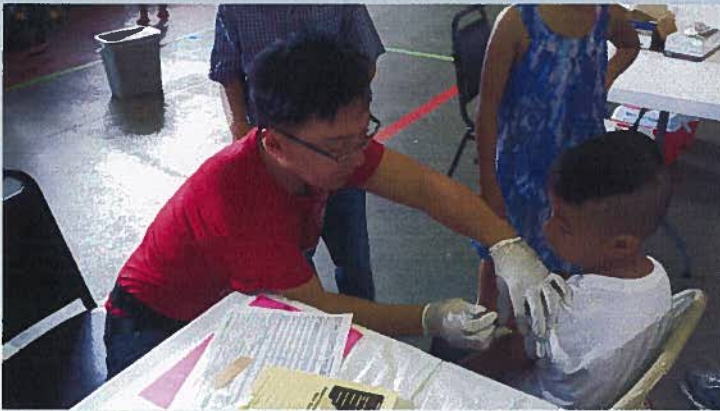


Department of Public Health and Social Services

A Report to the Citizens of Guam


October 1, 2012 — September 30, 2013

MISSION: To assist the people of Guam in achieving and maintaining their highest levels of independence and self-sufficiency in health and social welfare.



HIGHLIGHTS

- **Community Health Centers.** Six "Extended Outreach" clinics were held in Harmon, Merizo, Agat, Dededo and Yigo. 1,203 people participated and received services such as immunizations; hearing testing; blood pressure screening; blood sugar testing; early intervention services; fluoride varnish treatment; pregnancy testing; family planning services; and legal services.
- **Immunization Program.** Annual Influenza Vaccination Programs were conducted with 9 Senior Citizen Centers, Catholic Social Services' Homebound Program, Adult Daycare and Dementia Center, St. Dominic's Senior Care, and private medical providers.



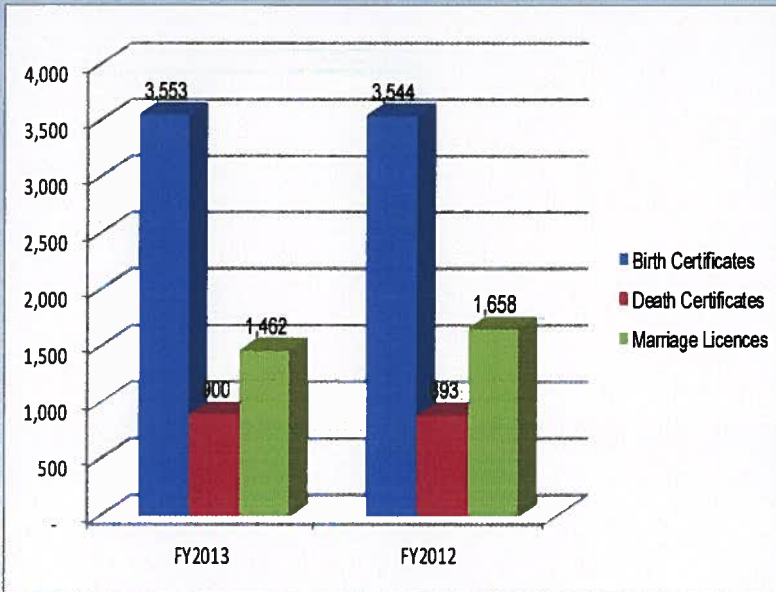
- **Women Infant and Children Program.** Conducted prenatal and breastfeeding classes for 2,539 participants.
- **Women's Health Program.** Assisted a total of 1,862 women in need of prenatal care.
- **Medicaid Program.** Provided services to 43,603 eligibles (household) and 12,318 individuals. Total cost for

medical services was \$66,269,028.

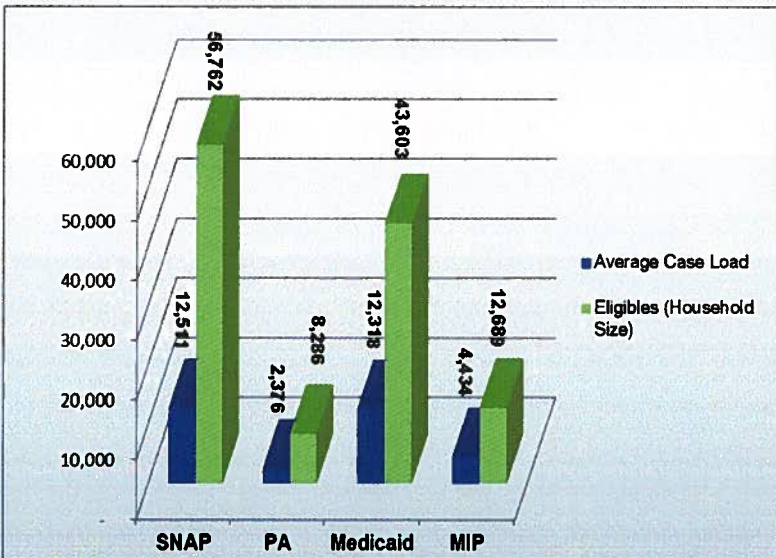
- **Medically Indigent Program.** Provided services to 12,689 eligibles (household) and 4,434 individuals. Total cost for medical services was \$11,496,612.
- **Medicaid & Medically Indigent Program Off-Island Medical Treatment.** Total expenditures: 86 Medicaid patients, \$8,347,037; 14 MIP patients, \$1,429,015.
- **Supplemental Nutrition Assistance Program.** Provided services to 56,762 participants. Total benefits issued: \$118,628,039.
- **Cash Assistance Program.** Provided services to 8,286 participants. Total benefits issued: \$5,628,190.
- **Elderly Nutrition Program.** 178,207 meals were served to 1,437 senior center participants; 282,193 meals were served to 1,667 homebound seniors. P.L. 32-068 authorized the provision of nutrition services (lunch) on Saturdays for senior citizens who are frail, 60 years and older, and who are homebound as determined by Case Management Services.
- **Breast and Cervical Cancer Early Detection Program.** Provided 384 mammograms and 318 Pap Tests for free to eligible women.
- **Tobacco Prevention and Control Program.** Senator Benjamin J. Cruz introduced Bill 206-32(CO4) to establish a tax parity for other smokeless tobacco products. It raises the tax from \$14/lb to \$40/lb. The bill was passed by the Legislature on February 1, 2014.

PERFORMANCE

Office of Vital Statistics



Division of Public Welfare No. of Eligibles for FY 2013



Div. of Environmental Health # of Services	FY 2013	FY 2012
Inspections	1,390	1,063
Foodborne Illness Investigations	2	9
Plan Review	625	439
Pre-Operation Inspections	572	558
Consultations	896	1,008
Total Services	3,485	3,077

Div. of Environmental Health # of Certificates & Permits	FY 2013	FY 2012
Health Certificate	34,389	32,895
Sanitary Permit	3,093	3,111
Controlled Substances Registration	334	302
Business Clearances	895	935
Total Certificates & Permits	38,711	37,243

Div. of Senior Citizens	Clients Served	
Program	FY 2013	FY 2012
Case Management	1,956	2,030
Legal Assistance	251	240
Transportation Services	681	795
Senior Center Operations	1,285	1,443
Elderly Nutrition - Congregate	1,437	1,621
Elderly Nutrition - Home-Delivered	1,667	1,753
In-Home Services	418	497
Adult Day Care	139	138
National Family Caregiver Support Program	348	413
Adult Protective Services (w/Emergency Receiving Home)	283	258
Information, Referral and Assistance (contacts)	2,037	1,532
Disease Prevention Health Promotion	71	0

Bureau of Family Health & Nursing Services	2013 Encounters	2012 Encounters
Maternal and Child Health	4,085	4,023
Family Planning Program	508	1,630
Immunizations with BFHNS	4,929	7,885
Communicable Disease Services	7,200	10,051
District Nursing Services	2,909	2,101

FINANCIAL REPORT

DPHSS receives the following funds:

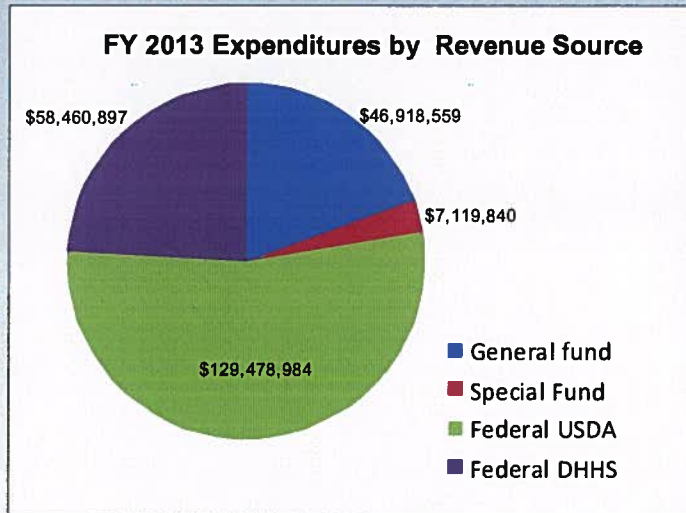
General Funds. Primary fund from the local government.

Federal Funds. Granted from the US Department of Agriculture (USDA), US Department of Health and Human Services (DHHS), Centers for Disease Control and Prevention (CDC), US Department of Interior (DOI), and others.

Special Funds. Consists of various programs that help fund the following programs: Community Health Centers (105), Health Professional Licensee (241), Health and Human Services (270), Controller Substance (272), Environmental Health (600), and Healthy Futures (602).

Special Fund revenues are restricted to specific purposes.

Division/Bureau/Section	FY 2013 Gen Fund Expenditures	FY 2012 Gen Fund Expenditures
Office of the Director	\$582,381	\$1,840,773
Chief Public Health Office	\$198,844	\$159,869
Community Health Services	\$48,000	\$96,000
Communicable Disease Control	\$667,300	\$ 525,294
Primary Care Services	\$214,878	\$113,341
Family Health and Nursing	\$0	\$0
Medically Indigent Program	\$9,564,061	\$9,167,210
Foster Care	\$1,917,103	\$1,954,916
Division of Senior Citizens	\$283,282	\$232,209
Adult Protective Services	\$376,738	\$430,908
Division of Environmental Health	\$627,451	\$544,292
Financial Management Services	\$194,090	\$190,976
Supply Section	\$136,237	\$124,999
Management Support Services	\$151,542	\$176,277
Facilities and Maintenance	\$1,894,408	\$829,385
Systems Group	\$267,731	\$150,528
TOTAL:	\$17,124,046	\$16,536,977



FY 2013 & FY 2012 Expenditures

Revenue Source	FY 2013	FY 2012
General Fund	\$46,918,559	\$46,946,409
Special Fund	\$7,119,840	\$6,605,115
Federal USDA	\$129,478,984	\$123,075,930
Federal DHHS	\$58,460,897	\$54,733,007
TOTAL:	\$241,978,280	\$231,360,461

In FY13, USDA issued \$118,956,507 to Supplemental Nutrition Assistance Program (formally known as the Food Stamps Program) recipients to enable them to increase their food purchasing power using SNAP benefits at authorized retail grocery stores throughout Guam. SNAP provides basic nutrition assistance benefits to low-income people. The primary mission is to increase food security and reduce hunger. SNAP benefits are 100 % federally-financed. Office of Public Accountability 2013 Financial Audit only reflects DPHSS FY 2013 general fund expenditures and does not include local and federal matching accounts.

These are the funds that comprise the Department of Public Health and Social Services' budget for FY 2013. It allows DPHSS to serve the community of Guam. The Independent Audit and the Single Audit were performed by Deloitte & Touché and released by the Office of the Public Accountability (OPA) for year ending September 30, 2013. For more information, you may visit the Office of Public Accountability's website at <http://www.guamopa.org/>.



Promoting a Healthier Guam. Improving the Health and Wellness of Guam.

"The Department of Public Health and Social Services continually brings our island family together to combat various health concerns that affect the lives of Guamanians.

Through their community health assessment they will plan, adapt, and respond to important health conditions using the information gathered, which can help us focus on health issues we need to fix".

Eddie Baza Calvo, Governor of Guam

The Department of Public Health and Social Services is a major provider of healthcare and social services to island residents. In 2012, DPHSS convened a core planning team made up of representatives throughout the department to begin the process of conducting a Guam Community Health Assessment (CHA). The CHA was completed in 2013.

By providing a centralized source of information and data about the health status of those who live on Guam, the CHA will:

- Provide policy makers with critical data to update public health policies and legislation that promote health and wellness;
- Inform community health improvement planning through community engagement and greater collaboration; and
- Strengthen departmental capacity through coordination of services among community agencies and organization.



"The CHA is a collaborative process of systematically collecting relevant data on the health of our community. It provides a baseline health profile for Guam and documents the process for selection of community health priorities, which will serve as the starting point for a continuous community health improvement planning process.

The 2013 Guam CHA will provide a better understanding on the health status of the community and what resources are available to improve the health of island residents in Guam".

James W. Gillan, DPHSS Director

WE WANT TO HEAR FROM YOU

Do you like this report? Do you believe it should include more information? Please let us know by contacting James W. Gillan, DPHSS Director at 735-7102 or james.gillan@dphss.guam.gov, or Bertha Tajjeron, Program Coordinator, at 735-7125 or bertha.tajjeron@dphss.guam.gov. For more information about the department, please visit our website at www.dphss.guam.gov.