

Fiscal Year 2017

Peter A. Ada, Director

Krisinda C. Aguon, Deputy Director

Telephone: 735-5010

Fax: 734-7536

website: dya.guam.gov



CITIZEN CENTRIC REPORT



Mission Statement

The mission of the Department of Youth Affairs (DYA) is to improve the quality of life on Guam for all people by the development and implementation of programs and services that promote youth development, decrease juvenile delinquency and status offenses, strengthen the family unit, protect the public from juvenile delinquents, ensure that offenders are held accountable for their actions and are provided with appropriate treatment, and provide restitution to the victims.



**Guam has
ZERO TOLERANCE
for Underage Drinking**
Department of Youth Affairs is Enforcing Underage Drinking Laws



As per Public Law 14-110, the purpose for DYA is to plan, coordinate and/or implement programs, services and activities geared toward youth development, rehabilitation and involvement in the community.

from criminal / status offenses via the three Resource Centers.

Objectives

Ensure staff are qualified and well trained;

Maintain proper facilities and equipment; and

Develop and implement effective and efficient programs/ services.

2) Special Services - Youth Correctional Facility and Cottage Homes provide 24-hour care and custody of juveniles; and

3) Youth Development - *Counseling Case Management Unit* provides case work, treatment and rehabilitation services to clients remanded/adjudicated to YCF, establish, update and maintain data collection and statistical information; *Community Social Development Unit*, *Resource Centers* provide case work, treatment and rehabilitation services to juvenile offenders remanded/ adjudicated to YCF and Cottage Homes' status offenders and non-offenders, including community-based skills-building activities for children and youth at-risk and their families;

DYA's three divisions are:

1) Vocational Rehabilitation and Support Services - *Administrative Services Unit* oversees all budgetary and administrative duties, including personnel, procurement and accounting; *Maintenance Section* manages vehicle, building maintenance and custodial service; *Culinary Unit* provides meals for all clients;

Goals

Reduce the recidivism rate of youth remanded to the Youth Correctional Facility (YCF) by 5% a year;

Increase the quantity and quality of youth programs and services for youth within the YCF and Cottage Homes; and

Increase programs that promote community oriented programs for youth to divert away



Inside this Issue:

ABOUT DYA	1
PROGRAMS/SERVICES	2
FINANCIAL DATA	3
CHALLENGES/FORECAST	4

Youth Development

-Lagu (Northern) Youth Center

-Kattan (Central) Youth Center

-Haya (Southern) Youth Center

Community Kids Program – Provides after-school activities including case management services that support early childhood, academic, and social development to children who are at risk of becoming involved in crime, are victims of crime, or at-risk of engaging in dangerous behaviors.

Jumpstart – A treatment-oriented program designed to integrate and reunify clients with their families, schools and community through an extended furlough concept and reducing the confinement time period in the Youth Correctional Facility.

Aftercare – A community-oriented outreach program that provides intensive monitoring and an array of services including case management, school shadowing mentoring and other services for clients released from the Youth Correctional Facility and Cottage Homes.

Chansa – A three-hour workshop consisting of Youth Laws, Realities of Institutional Living and Department of Corrections Parolees' Testimonies to divert at-risk children and youth from entering the juvenile justice system.

SCORE – School presentations on the realities of institutional living in a correctional institution and the process of the juvenile justice system.

Other Services: Computer Labs; Homework Assistance; Outreach Counseling Crisis Intervention

Counseling Case Management Unit
Client Assessments/Drug and Alcohol Screening; Case Management; Crisis Intervention; Individual and Family Counseling; Clientele Database; Support Groups

YCF and Cottage Homes

-Intake Processing

-Step Plan Program

In 2017, there was a 24% decrease in DYA's overall admissions between 475 in 2016 and 361 in 2017.

DYA Admissions CY 2015-2017

Year	2015	2016	2017
Total Admission	396	475	361
1st contact	153	187	128
2nd or more contacts	243	288	233
Recidivism	61.36%	60.63%	64.54%

The decline in admissions is attributed to DYA's ongoing collaborative efforts with various agencies and support of the Juvenile Justice Comprehensive Community Supervision Task Force, which address juvenile justice services, policies, etc. Further collaboration is needed on strategies to strengthen family engagement involving evidence and community-based programs to reduce recidivism while assessments prior to a client's release are necessary to determine the risk level of reoffending and enhance individualized supervision services.

The following chart illustrates Admissions by Top Offenses.

DYA Admissions by Top Offenses CY 2017 and CY 2016

Type of Offense	CY 2017			CY 2016			
	Total	Male	Female	Total	Male	Female	
Violation of Court Order (VCO)	58	46	12	196	174	22	
Beyond Control (BC)	30	21	9	110	86	24	
Failure to Appear (FTA)	15	13	2	36	29	7	
Burglary	25	25	0	TMV	63	56	7
Theft of Motor Vehicle (TMV)	24	22	2	Burglary	58	54	4
Assault	22	17	5	Assault	48	44	4

DYA's community reintegration of juvenile clientele through the Aftercare Program consists of intensive monitoring in the home and school, including counseling and other services. In 2017, 81% of 78 clients receiving Aftercare services through DYA's Resource Centers did not return to the Youth Correctional Facility or Cottage Home, which had contributed to daily savings of \$343.00, the cost per client under DYA's physical custody.

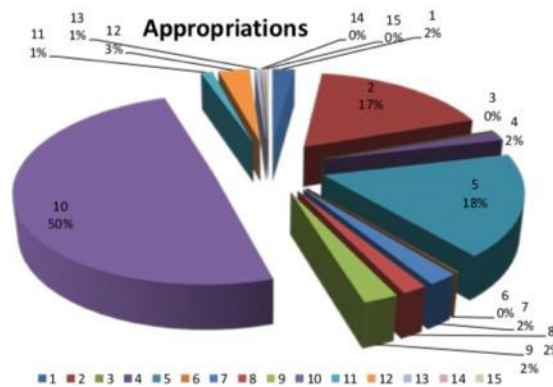
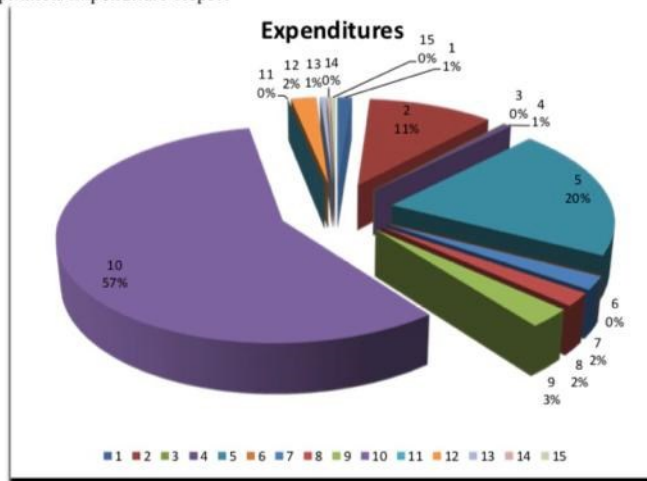
Aftercare Program CY 2015 - 2017

Aftercare Program	2015	2016	2017
Juvenile Clientele	98	70	78

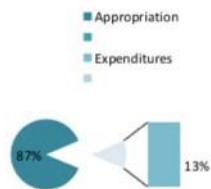
FINANCIAL DATA

FINANCIAL INFORMATION
FY 2017 Appropriation/Expenditure Report

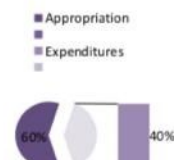
Object Category	Appropriations	Expenditures
1 CAPITAL	153,432.33	70,772.00
2 CONTRACT	1,225,966.40	615,325.69
3 DRUG TESTING	5,412.00	3,200.00
4 EQUIPMENT	114,647.98	34,720.37
5 FRINGE	1,239,206.61	1,168,901.88
INDIRECT COST -		
6 FEDERAL	8,170.36	9.02
7 MISC.	147,341.00	118,229.00
OVERTIME		
8 SALARY	120,942.00	116,046.06
9 POWER	167,447.00	163,889.07
10 REGULAR SALARY	3,477,383.23	3,320,204.63
SUB-		
11 RECIPIENT/GRANTS	78,658.92	0.00
12 SUPPLIES	214,713.56	122,950.85
13 TELEPHONE	36,872.84	28,109.52
14 TRAVEL	21,490.06	14,441.60
15 WATER	21,070.72	19,591.33
Totals	7,032,755.01	5,796,391.02



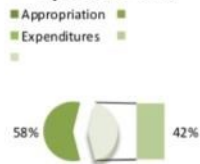
Federal Funds



General Funds



Special Fund



DYA FUND	Appropriation	Expenditures
GENERAL FUNDS	6,239,538.00	5,541,933.57
FEDERAL	489,838.25	71,135.84
SPECIAL FUNDS	243,386.91	177,657.82
EXPRED GF FUNDS	59,991.85	5,663.79
	7,032,755.01	5,796,391.02



CHALLENGES

In the following Table, Chuukese made up the largest single ethnic group at 58.73% followed by Chamorros at 30.75% of 361 admissions in 2017.

DYA	2015	2016		2017	
Total Admission	396	475		361	
Chamorros	163	Chuukese	252	Chuukese	212
Chuukese	160	Chamorros	150	Chamorros	111
Filipino	11	Filipino	9	Pohnpeian	15
Other FSM	9	Other FSM	9	Palauan	8

As the Chamorro and Chuukese youth continue to make up the largest segment, the Pohnpeian group was also over-represented, but has fallen out of the top three population groups. DYA continues to hold weekly discussions with clinical staff, social workers and correctional staff about the current incarcerated clients, as the over-representation of the above-named groups is discussed and explored. Assessments and diagnoses determination are ongoing while some contributing factors for the crime trends include poor parent/child relationship, gang/peer group influences, lack of positive role models, school academic failures, etc. DYA will continue to work diligently to address the Chuukese population during weekly Case Reviews, including outreach events and providing additional resources for the community.

FUTURE OUTLOOK / UPCOMING EVENTS

- Rental of the current Cottage Homes location will continue into the next Fiscal Year. The goal is to purchase this residential home sometime in 2019 with federal funds. The rental is currently made possible through the Title II Formula Grant Program, Office of Juvenile Justice and Delinquency Prevention.
- Possibility that DYA will receive federal funding to build a new administration building at its current location. Should this be approved, the building will house the Director’s Office, Counseling/Case Management Unit, Administration Services Unit and Prevention Unit.
- DYA is working with the Mayor’s Offices to expand explore the Resource Center services in a couple more villages.
- DYA will continue its partnerships with Community Non-Profit Stakeholders and Government Entities to expand efforts to reduce recidivism and bring down our minority population of incarcerated clients.

Contact Corrine Buendicho at (671) 735-5035 or email at corrine.buendicho@dya.guam.gov if you would like other information to be included.