

Citizen-Centric Report

A.B. Won Pat International Airport Authority, Guam

FISCAL YEAR 2020

Aturidat Puetton Batkon Airen Guahan

Published 04/2021

A.B. WON PAT INTERNATIONAL
AIRPORT GUAM



www.guamairport.com

TABLE OF CONTENTS

Page 1

Overview
COVID-19 Affects Airport
Operations,
Guam's Flight Network

Page 2

Our Operational Performance

Page 3

Our Financial Performance

Page 4

Overcoming
Way Forward

GIAA BOARD OF DIRECTORS

Brian Bamba, Chairman
Gurvinder Sobti, Vice-Chairman
Donald Weakley, Secretary
Lucy M. Alcorn, Director
Zenon Belanger, Director
Rosie Tainatongo, Director
Doyon A. Morato, Director

GIAA MANAGEMENT

John M. Quinata
Executive Manager
Artemio "Ricky" Hernandez, PhD
Deputy Executive Manager

AIRPORT DIVISIONS

Accounting
Administration
Aircraft Rescue & Firefighting
Airport Police
Engineering
Operations
Property Management
Properties and Facilities



About the Airport

The A. B. Won Pat International Airport, Guam, is the island's only commercial Airport supporting domestic and international air services for passengers and cargo on the island of Guam.

Regulatory Compliance. Airport operations must comply with applicable rules and regulations of the Federal Aviation Administration (FAA), the Transportation Security Administration (TSA), US Customs and Border Protection (USCBP), Guam Customs & Quarantine Agency (GCQA) and all applicable federal and local laws and bond covenants.

Airline Partners include United Airlines, Air Seoul, China Airlines, Japan Airlines, Jeju Air, Jin Air, Korean Air, Philippine Airlines, T'way Air, Aviation Concepts, Asia Pacific Airlines, Federal Express, UPS, Star Marianas and Arctic Circle.

Ranked Top 10 in US Ports of Entry for International Arrivals by the US Office of International Tourism for the past 5 years.

About the Authority


The A. B. Won Pat International Airport Authority, Guam was created by P.L. 13-57 as an autonomous agency to own, maintain, operate and develop airport facilities and properties.

Our Mission is to ensure the safety and security of the traveling public, maintain a superior and reliable level of airport services and facilities integral to Guam's economy.

Vision Hulo' are initiatives incorporating capital improvement projects, revenue programs, increased services and enhanced operations for future growth.

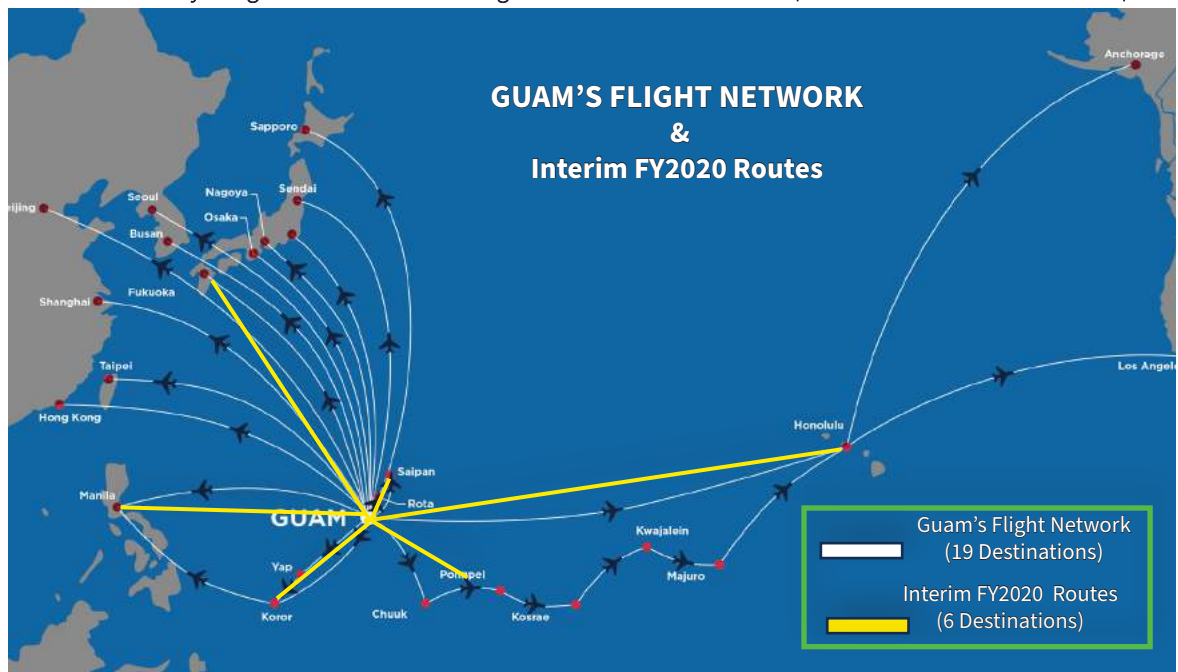
202 Full-Time Employees of the Authority, are part of the 3,650 employees that are badged to work on-site at various airport facilities.

Airport Properties cover 1,810 acres, and is comprised of facilities and ground areas of the Main Terminal Building, Airport Annex, Airport Business Park, and the Airport Industrial Park and airfield and operational safety areas.



COVID-19 Impacts Airport Operations The first five months of passenger activity was tracking to exceed the Airport's record of 3.7M passengers processing through the Airport in FY 2019. It was in February of 2020 when the first passenger flights suspensions were announced. GIAA was federally obligated as a Federal Air Regulations

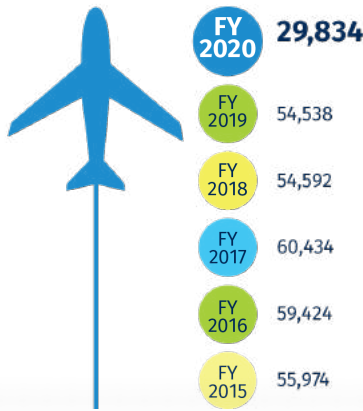
(FAR) Part 139 airport to remain open. Although operations never ceased, airlines suspended 90% of passenger flights, decreasing direct connections from nineteen originations to six during FY 2020. The devastating impact of COVID-19 on the Airport's FY 2020 operational and financial performance is detailed in this report.



Our Operational Performance

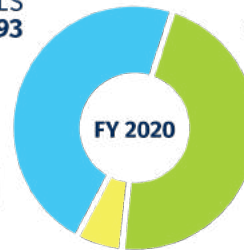
Operating performance is measured by the 1) number of flights landing on our runways, 2) number of passengers processed, 3) take-off weight of aircraft on our runways, and 4) cargo and mail processing through our facilities. The last time Guam saw these numbers was more than 30 years ago in FY 1989, with total passenger movements of 1,543,895. The anomaly is cargo and mail performance, reflective of airlines survival strategy of assigning passenger aircraft to all cargo operations, with increased freight coming through Guam from the U.S. and foreign ports in Asia. See charts detailing these performance measures for the five prior years.

Number of Flights



ARRIVALS FY 2020 794,593

FY 2019	1,715,346
FY 2018	1,625,932
FY 2017	1,703,240
FY 2016	1,579,609
FY 2015	1,492,347



DEPARTURES FY 2020 783,532

FY 2019	1,720,562
FY 2018	1,596,054
FY 2017	1,660,548
FY 2016	1,559,141
FY 2015	1,476,574

TRANSIT FY 2020 100,528

FY 2019	164,546
FY 2018	184,518
FY 2017	197,831



Air Cargo

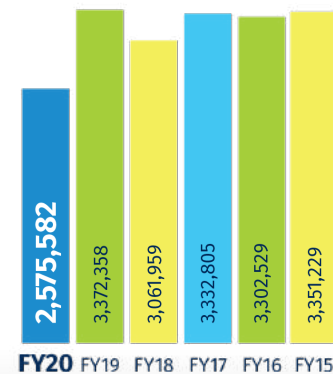
(Loaded & Unloaded, in Metric Tons)



FY 2020	22,636
FY 2019	12,827
FY 2018	12,794
FY 2017	14,624
FY 2016	13,469
FY 2015	13,450



Gross Take-Off Weight Weight (GTOW; in 1,000 lbs.)



Incoming Mail



(in Metric Tons)

Outgoing Mail

2535.32	FY 2020	5,805.77
2,118	FY 2019	4,762
2,085	FY 2018	4,387
1,967	FY 2017	4,845
1,741	FY 2016	4,845
1,438	FY 2015	4,017

OUR EFFICIENCY (Asia Pacific)

Annually, the Air Transport Research Society and Embry Riddle University publish the Global Airport Performance Benchmarking Report, providing a comparison of airport performance world-wide, focusing on productivity, operating and management efficiency, unit cost and competitiveness and comparison of airport charges. For three years in a row GIAA ranked first among Asia Pacific airports in the under 10 million passengers category.

MOST EFFICIENT AIRPORT >10 MILLION PAX

✈️ 2018 ✈️ 2019 ✈️ 2020

* 2018, 2019, and 2020 Global Airport Performance Benchmarking Report
Air Transport Research Society & Embry Riddle University

OUR SAFETY

GIAA is subject to an annual FAA inspection in 123 fields of safety and security. In addition, GIAA must conduct an annual table top and a triennial full scale drill in response to an on-airport emergency. For three straight years, GIAA passed FAA Inspection with no unresolved discrepancies. In FY 2020, the Airport also successfully conducted a table top and full scale emergency drill in response to an airport emergency, and received positive reviews from the FAA inspectors.

FAA INSPECTION AND COMPLIANCE

✅ 2018 ✅ 2019 ✅ 2020

* Annual and triennial inspections are conducted by (FAA) inspectors out of the Honolulu Airport District Office

Is there information you would like to see on this page? Let us know by writing to info@guamairport.net

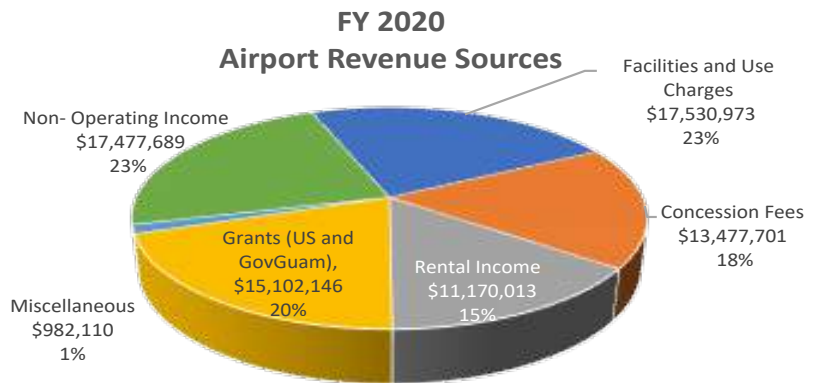
Our Financial Performance

Airport Revenue

Revenue is generated through rates and charges assessed for airport services, facility use, property leases, terminal and building rents and concession fees to fund operational costs. Total operating revenues for FY 2020 amounted to \$58.3M, down -16% from \$69.4M in FY 2019. Other revenue highlights include:

- Concession fees decreased 39.4% from \$22.2M in FY 2019 to \$13.5M in FY 2020.
- Rental income decreased 12.9% from \$12.8M in FY 2019 to \$11.1M in FY 2020
- Operating Grants from the US Government and Government of Guam amounted to \$15.1M collectively. This influx of cash was part of the \$20.7M in Coronavirus Aid, Relief, and Economic Security (CARES) Act funding that was awarded the Authority by the FAA to be used to 1) maintain safe and reliable operations, 2) keep airport workers employed and 3) keep credit ratings stable.
- Non-operating revenue, comprised of interest income, passenger facility charges, grants from the US Government and other miscellaneous sources decreased from \$18.2M in FY 2019 to \$17.5M in FY 2020.

AIRPORT REVENUE	FY 2020	FY 2019	FY 2018
Facility and Use Charges	\$ 17,530,973	\$ 31,342,259	\$ 28,306,092
Concession Fees	\$ 13,477,701	\$ 22,222,181	\$ 23,043,383
Rental Income	\$ 11,170,013	\$ 12,821,452	\$ 12,008,558
Grants (US and GovGuam)	\$ 15,102,146	\$ 415,108	\$ 424,468
Miscellaneous	\$ 982,110	\$ 2,566,924	\$ 5,571,796
Non-Operating Income	\$17,477,689	\$ 18,229,167	\$ 17,583,640
TOTAL	\$75,740,632	\$ 87,597,091	\$ 86,937,937



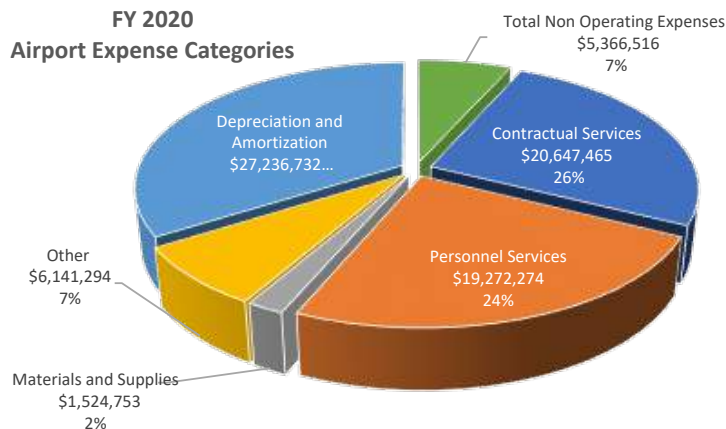
AIRPORT EXPENSES	FY 2020	FY 2019	FY 2018
Contractual Services	\$ 20,647,465	\$ 25,529,975	\$ 27,672,687
Personnel Services	\$ 19,272,274	\$ 18,131,871	\$ 13,884,736
Materials & Supplies	\$ 1,524,753	\$ 1,236,584	\$ 1,187,924
Other	\$ 982,110	\$ 2,566,924	\$ 5,571,796
Depreciation & Amortization	\$ 27,236,732	\$ 28,071,896	\$ 278,071,442
Total Operating Expenses	\$ 5,366,516	\$ 7,592,266	\$ 11,512,708
TOTAL	\$ 80,189,034	\$ 84,324,867	\$ 85,746,842

Airport Expenses

The Authority expended \$47.6M, 2.2% less than \$48.7M in FY 2019. Other expense highlights for FY 2020 are:

- Contractual services amounted to \$20.6M, 19.1% less than prior year.
- A 6.3% increase in personnel cost of \$19.3M in FY 2020, from \$18.1M in FY 2019 was attributable to the COVID-19 pay differential required under the Government of Guam's Executive Order.
- Materials and supplies for FY 2020 amounted to \$1.5M, up from \$1.2M in FY 2019.


All information contained on this page are extracted from the Authority's FY 2020 Financial Statements, Required Supplementary information and Supplementary and Other Information prepared by Independent Auditor Ernst & Young, and ratified by the GIAA Board of Directors at its regular meeting of February 27, 2021. The full report is available at: <https://www.guamairport.com/corporate/reports/financial-reports>.



OVERCOMING

FY2020
Citizen Centric Report

THE CORONA VIRUS PANDEMIC necessitated the Authority and its airline, regulatory agencies, and service partners to act swiftly to minimize transmission of the virus and to take protective measures to safeguard travelers, employees and service providers supporting the essential mission of the Airport. Collaboratively, the Airport and partners undertook measures and enhanced facilities to mitigate the public health impacts of the pandemic. Learn more of these safeguards at <https://www.guamairport.com/corporate/programs/we-care-program>.



WAY FORWARD

AIRPORT CAPITAL IMPROVEMENT PROGRAM Priority projects continue through FY 2021 and beyond. A brief description of these projects follow:

3rd Floor International Arrivals Corridor w/Seismic Upgrades. Project completion anticipated in the latter part of 2021.



Aircraft Rescue and Firefighting (ARFF) Facility. A new state-of-the-art ARFF facility is anticipated for completion in 1st quarter of FY 2022.



Runway 6L/24R Rehabilitation Project. Rehabilitation to the airport's primary runway is anticipated for completion in late 2021.



The A.B. Won Pat International Airport, Guam has been designated a "Safe Travel" facility by the World Travel and Tourism Council for enhancements, processes and concerted measures for the safety and health of airport users (July 2020).



www.guamairport.com
Questions? Need more information?
Contact us at info@guamairport.net

FOLLOW US!  



Guam International Airport Authority FY 2020 CCR

Rolenda Faausuamalie <rolenda@guamairport.net>

Tue, May 4, 2021 at 5:02 PM


To: Rolenda Faausuamalie <rolenda@guamairport.net>, speaker@guamlegislature.org, bjacruz@guamopa.com, admin@guamopa.com, senatormunabarnes@guamlegislature.org, tbagana@guamopa.com, "Office of Senator Amanda L. Shelton (officeofsenatorshelton@guamlegislature.org)" <officeofsenatorshelton@guamlegislature.org>
Cc: John Quinata <john.quinata@guamairport.net>, "Artemio Ricky Hernandez, PhD" <ahernandez@guamairport.net>, "Cheryl L. Bustos" <cherylb@guamairport.net>, Rosie Balajadia <rosieb@guamairport.net>, GIAA Marketing <marketing@guamairport.net>

Hafa Adai!

Please see attached A.B. Won Pat International Airport Authority, Guam FY 2020 Citizen-Centric Report as required by P.L. 30-127.

Regards,
Rolenda L. Faasuamalie
Airport Marketing Administrator
A.B. Won Pat International Airport Authority, Guam

[Quoted text hidden]

 **GIAA FY2020 CCR FINAL.pdf**
2782K