



OFFICE OF THE ATTORNEY GENERAL

*A Citizen Centric Report
Fiscal Year 2017*

MISSION

To enforce Guam's laws fairly and impartially, ensuring justice and safety for all of her residents as well as providing legal advice and representation of the highest quality to agents, officers and employees of the Government

TABLE OF CONTENTS

Who We Are 1
 Our Performance 2
 Our Finances 3
 Challenges & Outlook 4

CORE VALUES

PRIDE...

- Professionalism
- Respect
- Integrity
- Dedication
- Excellence

OBJECTIVES

- Protect public interest
- Ensure safety and welfare for our island residents
- Fight for the rights of children, victims, and consumers

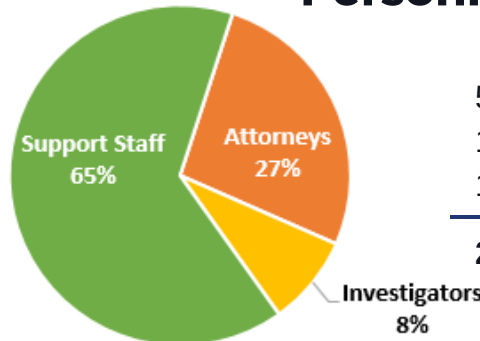
Elizabeth Barrett-Anderson

Attorney General of Guam

ABOUT US

The Office of the Attorney General represents the Government and the People of Guam and is comprised of seven divisions: Administration, Child Support Enforcement, Litigation, Solicitors, Consumer Protection, Family, and Prosecution. These divisions collectively work to ensure that the mission of the Office is upheld in the highest regard. Independently, each division functions and works to guarantee its clients and stakeholders are afforded due process and legal representation.

Personnel Strength



59 Attorneys
 19 Investigators
 138 Support Staff

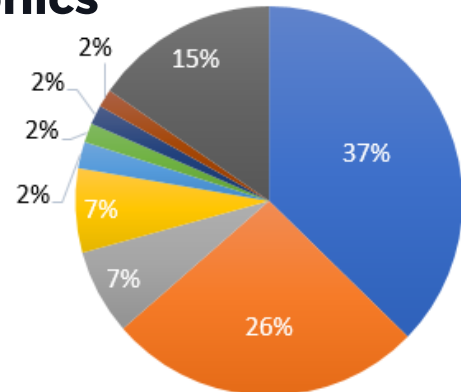
216 Total

Demographics

Guam Population*

| | |
|------|---------|
| 2015 | 168,714 |
| 2016 | 170,855 |
| 2017 | 173,023 |

*Source: www.countrymeters.info/en/Guam.
 Population is as of January 1 of each year.



- Chamorro
- Filipino
- Caucasian
- Chuukese
- Korean
- Chinese
- Palauan
- Japanese
- Other

Contact Us

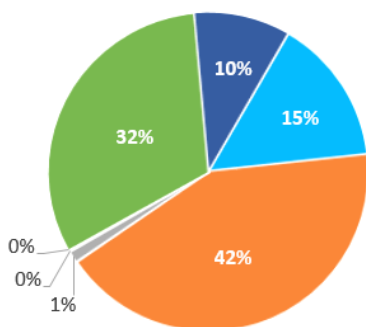
590 S. Marine Corps Drive, Ste. 901
 Tamuning, GU 96913
 Tel: (671) 475-3324 Fax: (671) 477-4703
[http:// www.guamag.org](http://www.guamag.org)

Our Performance

HOW WE HAVE PROGRESSED

RATE OF RETURN FOR FY2017: \$1.51

For every dollar given to the OAG, we provided \$1.51 back to the island through cost savings, recoveries, etc.



| | |
|---|----------------------|
| Collected Child Support Payments | \$ 10,310,282 |
| Grants Subgranted | \$ 7,761,289 |
| Litigation Recoveries, Punitive Damages, Reduction in or Denied Government Claims, Restitutions | \$ 3,663,469 |
| Tobacco Settlement Recoveries | \$ 2,393,542 |
| Public Assistance Recoveries | \$ 302,531 |
| Notary, Criminal Clearances, CICC Collections | \$ 41,140 |
| CICC Collections | \$ 8,271 |
| Total | \$ 24,480,524 |



Performance Measures

| Division | FY2015 | FY2016 | % Δ FY15-FY16 | FY2017 | % Δ FY16-FY17 | |
|---|-------------------------|--------------|------------------|--------------|---------------------------|---------|
| CHILD ENFORCEMENT SUPPORT DIVISION | | | | | | |
| Total Enforcement Collections | \$11,451,557 | \$10,881,598 | -4.98% | \$10,310,282 | -5.25% | |
| Active Caseload | 6,743 | 6,746 | 0.04% | 6,660 | -1.28% | |
| Caseload per Attorney | 860 | 873 | 1.53% | 833 | -4.65% | |
| CONSUMER PROTECTION DIVISION | | | | | | |
| Total Complaints | 281 | 104 | -62.99% | 104 | 0.00% | |
| Closed Complaints | 72 | 12 | -83.33% | 90 | 650.00% | |
| FAMILY DIVISION ¹ | | | | | | |
| Juvenile Delinquency ⁴ | 193 | 230 | 19.17% | 286 | See footnote ⁴ | |
| Juvenile Drug Court ⁴ | 233 | 197 | -15.45% | 0 | See footnote ⁴ | |
| Restorative Justice | 0 | 61 | 0.00% | 108 | 77.05% | |
| LITIGATION DIVISION | | | | | | |
| Government Claims Opened | 105 | 101 | -3.81% | 100 | -0.99% | |
| Government Claims Closed | 79 | 70 | -11.39% | 99 | 41.43% | |
| Government Claims Denied | 67 | 45 | -32.84% | 44 | -2.22% | |
| Active Litigation Cases | 76 | 73 | -3.95% | 68 | -6.85% | |
| PROSECUTION DIVISION ¹ | | | | | | |
| Caseload per Attorney | 163 | 168 | 2.74% | 166 | -0.99% | |
| Felony Cases Filed | 808 | 783 | -3.09% | 745 | -4.85% | |
| Misdemeanor Cases Filed | 1096 | 1075 | -1.92% | 752 | -30.05% | |
| Charged Cases | Family Violence | 309 | 417 | 34.95% | 372 | -10.79% |
| | Criminal Sexual Conduct | 82 | 62 | -24.39% | 60 | -3.23% |
| | DUI/DWI | 431 | 343 | -20.42% | 275 | -19.83% |
| | Drug Cases | 246 | 235 | -4.47% | 162 | -31.06% |
| ADMINISTRATION DIVISION | | | | | | |
| Victims Served | 1,277 | 1,430 | 11.98% | 1,301 | -9.02% | |
| Patrons Served ² | 0 | 0 | 0.00% | 19,486 | 0.00% | |
| Notary Applications | 219 | 206 | -5.94% | 186 | -9.71% | |
| SOLICITOR DIVISION | | | | | | |
| Contract Review | 538 | 590 | 9.67% | 508 | -13.90% | |
| Opinion & Legal Guidance Requests | 21 | 40 | 90.48% | 37 | -7.50% | |
| Procurement/SAAG Procurement | 93 | 65 | -30.11% | 101 | 55.38% | |
| Others ³ | 250 | 187 | -25.20% | 163 | -12.83% | |

¹ Based on Calendar Year

² Data was not collected for Patrons Served in FY2015 and FY2016

³ Other services include Administrative Hearings/Proceedings (CSC, OPA, Boards and Commissions) and general legal assistance

⁴ Juvenile Drug Court cases consolidated with Juvenile Delinquency cases in 2017

Rate of Return Highlights

Public Assistance Recoveries

The Public Assistance Recoveries are from the Temporary Assistance for Needy Families (TANF) amounts from Child Support, which provides families with financial assistance and recovers money for the government from TANF recipients with child support cases.

Grants Subgranted or Received

\$ 6,105,697 Child support (DHHS)
 \$ 1,290,271 VOCA
 \$ 360,321 Stop Program
 \$ 5,000 National Crime Victim Rights



Child Support Collections

Since the enactment of the 2010 Electronic Funds Transfer Law, majority of child support collections are received by employers. In FY2017, 64% of total child support payments were received through Employer Withholdings, and 14% was received through local and federal Tax Withholding.

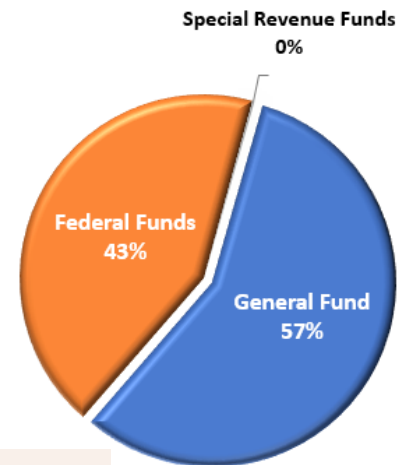
OAG's Revenues and Expenditures

OUR FINANCES

\$28,539,054 FOR FY2017

REVENUE SOURCES

| REVENUES | FY2015 | FY2016 | FY2017 | % Δ FY15-FY17 | % Δ FY16-FY17 |
|-----------------------|----------------------|----------------------|----------------------|------------------|------------------|
| General Fund | \$ 16,461,397 | \$ 16,165,153 | \$ 16,249,713 | -1% | 1% |
| Federal Funds | \$ 12,020,174 | \$ 12,448,270 | \$ 12,239,930 | 2% | -2% |
| Special Revenue Funds | \$ 680,150 | \$ 787,869 | \$ 49,411 | -93% | -94% |
| Total Revenues | \$ 29,161,721 | \$ 29,401,292 | \$ 28,539,054 | -2% | -3% |

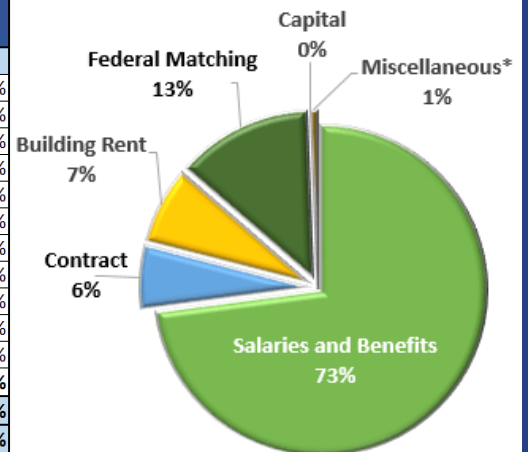


Significant Changes to Revenue

- **\$336,000** was recouped for the Criminal Injuries Compensation Commission (CICC) from prior year fund transfers.

EXPENDITURES BY FUND AND BY OBJECT

| EXPENDITURES | FY2015 | FY2016 | FY2017 | % Δ FY15-FY17 | % Δ FY16-FY17 |
|------------------------------|----------------------|----------------------|----------------------|------------------|------------------|
| General Fund | | | | | |
| Salaries and Benefits | \$ 9,055,316 | \$ 9,850,224 | \$ 10,506,396 | 16% | 7% |
| Travel | 38,411 | 40,325 | 41,530 | 8% | 3% |
| Contract | 942,697 | 644,508 | 870,945 | -8% | 35% |
| Building Rent | 829,866 | 1,000,776 | 1,063,815 | 28% | 6% |
| Supplies | 77,204 | 87,255 | 75,850 | -2% | -13% |
| Equipment | 171,501 | 410,368 | 59,461 | -65% | -86% |
| Expense Reimbursement | (211,801) | (241,662) | (112,938) | -47% | -53% |
| Utilities | 17,189 | 20,675 | 19,273 | 12% | -7% |
| Capital | 647,950 | 236,068 | - | -100% | -100% |
| Drug Testing | 920 | 1,060 | 2,220 | 141% | 109% |
| Federal Matching | 2,044,409 | 2,471,911 | 1,878,445 | -8% | -24% |
| Total General Fund | \$ 13,613,662 | \$ 14,521,508 | \$ 14,404,997 | 6% | -1% |
| Federal Funds | \$ 8,247,808 | \$ 7,632,602 | \$ 8,896,330 | 8% | 17% |
| Special Revenue Funds | \$ 392 | \$ 89,885 | \$ 166,311 | 42326% | 85% |
| Total Expenditures | \$ 21,861,862 | \$ 22,243,995 | \$ 23,467,638 | 7% | 6% |



* Miscellaneous Expenditures represents Travel, Supplies, Equipment, Expense Reimbursement, Telephone, and Drug Testing

Significant Changes to Expenditures


- Special Revenue Expenditures were comprised mainly of CICC awards as the OAG has greatly expanded its award process to victims of crime.
- Capital expenditures were not budgeted for in FY2017 as renovations and leasehold improvements were completed during FY2016.
- Equipment expenditures decreased by **\$350,907** as most equipment for the OAG was procured in FY2015 and FY2016.
- Salaries and Benefits increased by **\$656,172** due to the recruitment of eleven additional staff members and organic growth.

OAG is included in the annual Government of Guam Government-Wide annual audit. An independent audit was conducted, resulting in a clean audit opinion. Complete audit report can be found at <http://opaguam.org/reports-audits/financial-audits>.

What's next for OAG

FUTURE OUTLOOK

Accomplishments



The H.E.R.O./Restorative Justice Juvenile Reform Program began in full swing, reducing the number of juvenile charges. The White Collar Crime Unit actively pursued public corruption and tax fraud cases. The Criminal Injuries Compensation Program initiated regular hearings.

FY2017 was a period of increased civil litigation on behalf of the government of Guam. The OAG:

- Sued the United States government under CERCLA to recover funds associated with closure of the Ordot Dump and construction of Layon Landfill
- Defended Chamorro Land Trust against Fair Housing Act suit initiated by U.S. Department of Justice
- Defended indigenous rights vote in Plebiscite Voting Case
- Dismissed the 1991 DOC Consent Decree Case with establishment of correctional medical and dental health care for inmates and detainees under NCCHC standards

FY 2017 was challenging as it represented the period of implementation of numerous programs and projects for overall improvement of the criminal justice arm of the OAG. The Administration Division fully implemented the following infrastructure:

- Human Resources Section
- Finance Section
- Information Technology Section
- Federal Programs Section

In January 2017, the OAG partnered with the National Association of Attorneys General Training and Research Institute (NAGTRI) to provide an extensive and detailed three day training for law enforcement and legal teams from Guam and Saipan.



Future Challenges and Economic Outlook

The OAG seeks to accomplish the following with a \$1.4M budget reduction:



- Implementation of an Automated Victim Information Notification System (AVINS)
- Expand the H.E.R.O./Restorative Justice Program to include curriculum in the Department of Education schools
- Increase federal grant capacity and diversify OAG funding streams
- Establish a Collections Unit to pursue revenues and victim restitution
- Attain enactment of legislation to strengthen the powers and duties of the OAG



WE WANT TO HEAR FROM YOU!

Do you like this report? If you would like to see other information, please let us know by contacting Carlina Charfauros, Public Information Officer, at 475-3324 ext. 5020 or email ccharfauros@guamag.org.