

# Office of the Attorney General Citizen Centric Report

Fiscal Year 2018



## Who We Are

### Table of Contents

- 1 Who We Are
- 2 Our Performance
- 3 The Budget
- 4 Looking Ahead

### Mission

To represent the Government of Guam, prosecute on behalf of the People of Guam, and uphold the rule of law.

### Vision

The OAG is a trusted and respected leader in Guam and the Western Pacific providing the highest quality of legal services and representation to the Government.

### Core Values

Professionalism  
Respect  
Integrity  
Dedication  
Excellence

### About Us

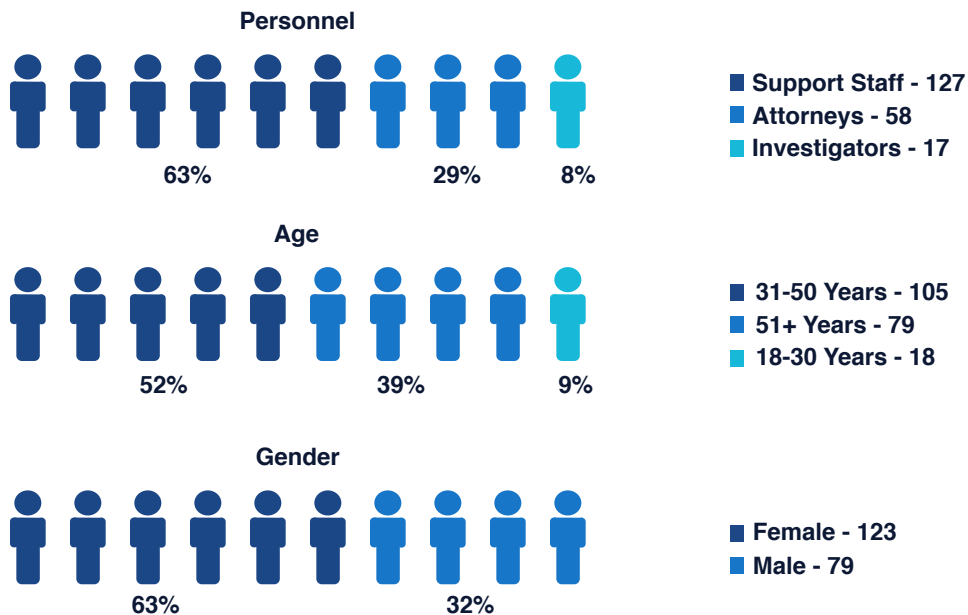
The Office of the Attorney General of Guam represents the Government of Guam, and in criminal matters, represents the collective People of Guam. There are eight divisions: Administration, Child Support, Consumer Protection, Family, General Counsel, Litigation, Prosecution and Solicitor. Together, they work to ensure the mission of the Office is upheld. Individually, each division functions and works to guarantee that their clients are afforded due process and legal representation.

Attorney General Leevin Taitano Camacho took helm of the Office on January 07, 2019, succeeding AG Elizabeth Barrett-Anderson.



Leevin T. Camacho  
Attorney General

### Employee Demographics



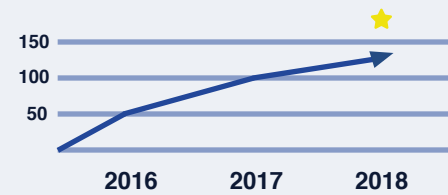
## Table of Contents

- 1 Who We Are
- 2 Our Performance
- 3 The Budget
- 4 Looking Ahead

## Performance Highlight

### HERO- Healing, Empowering, Rehabilitating, Overcoming

The HERO Program aims to rehabilitate first time youth offenders and has seen great success since its implementation in 2016.



Each division serves the People of Guam in various ways. Here is a summary of our work output over the last four years and the trend changes in each category.

Division	FY2015	FY2016	%Δ FY15-FY16	FY2017	%Δ FY16-FY17	FY2018	%Δ FY17-FY18	
<b>CHILD SUPPORT ENFORCEMENT DIVISION</b>								
Total Child Support Collected	\$11,451,557	\$10,881,598	-4.98%	\$10,310,282	-5.25%	\$9,923,175	-3.75%	
Active Caseload	6,805	6,654	-2.22%	6,662	0.12%	6,512	-2.25%	
Caseload per Attorney by New Cases	619	739	19.51%	740	0.12%	724	-2.25%	
<b>CONSUMER DIVISION</b>								
New Complaints	72	365	-4.98%	178	-51.23%	249	39.89%	
Closed Complaints	72	12	-2.22%	90	650.00%	56	-37.78%	
Caseload per Attorney	209	197	19.51%	59	-69.80%	83	39.89%	
<b>FAMILY DIVISION *1</b>								
Juvenile Delinquency/Juvenile Drug Court *2	426	427	0.23%	286	-33.02%	196	-31.47%	
★ Restorative Justice (HERO) *3	0	61	--.-%	108	77.05%	130	20.37%	
Caseload per Attorney *3		114	--.-%	92	-19.26%	91	-1.08%	
<b>LITIGATION DIVISION</b>								
Total Matters Opened	181	181	0.00%	182	0.55%	164	-9.89%	
Total Matters Closed	206	125	-39.32%	174	39.20%	129	-25.86%	
Caseload per Attorney	52	41	-20.41%	58	40.05%	46	-20.46%	
<b>GOVERNMENT CLAIMS</b>								
Government Claims Opened	105	99	-5.71%	100	1.01%	122	22.00%	
Government Claims Closed	79	70	-11.39%	99	41.43%	71	-28.28%	
Government Claims Denied	67	45	-32.84%	44	-2.22%	29	-34.09%	
<b>PROSECUTION DIVISION *1</b>								
Felony Cases Filed	797	784	-1.63%	745	-4.97%	771	3.49%	
Misdemeanors Cases Filed	1,183	919	-22.32%	752	-18.17%	643	-14.49%	
Highest Charged	Family Violence	318	457	43.71%	619	35.45%	377	-39.10%
	Theft	153	339	121.57%	295	-12.98%	394	33.56%
	DUI/DWI	377	310	-17.77%	253	-18.39%	271	7.11%
	Drug Cases	246	239	-2.85%	162	-32.22%	272	67.90%
<b>SOLICITOR DIVISION</b>								
Contract Review	538	590	9.67%	508	-13.90%	454	-10.63%	
Legal Guidance & Opinion Requests	227	185	-18.50%	165	-10.81%	123	-25.45%	
Administrative Rules & Regulations	20	10	-50.00%	19	90.00%	11	-42.11%	
<b>ADMINISTRATION DIVISION</b>								
Phone Calls Received *3			--.-%		--.-%	16,211	--.-%	
Criminal History Clearance Processed	137	371	170.80%	410	10.51%	386	-5.85%	
Walk-In Assistance *1 & *3			--.-%	19,486	--.-%	17,314	-11.15%	
<b>VICTIM SERVICES</b>								
Total Victims Served	1,425	1,622	13.82%	1,471	-9.31%	1,307	-11.15%	
Services Provided to Victims	4,618	7,216	56.26%	6,724	-6.82%	4,538	-32.51%	
Criminal Injuries Compensation Awarded *3	0	8	--.-%	17	112.50%	31	82.35%	

\*1 Based on calendar Year

\*2 Juvenile Drug Court cases consolidated with Juvenile Delinquency cases in year 2017

\*3 Data not collected

# The Budget

## Table of Contents

- 1 Who We Are
- 2 Our Performance
- 3 **The Budget**
- 4 Looking Ahead

Special Revenue Funds include revenue from court fees, attorney fees, notary fees, AG Clearances and fines from violent criminal cases to compensate victims. The fluctuation in this category is a result of a lump sum of federal grant awards for the Criminal Injuries Compensation Program in 2016.

Federal funds have been in an upward trend over the last four years and aligns with the key outcomes of the 2015 OAG strategic

### VOCA

The Office

manages the Victims of Crime Act (VOCA) federal grant. It sub-grants this funding to organizations who provide direct services to the community. Funding from FY2017 was sub-granted to five organizations in FY2018. Of note, \$1.9M was awarded in FY2018 but has yet to sub-granted. The OAG has until September 2021 to expend those funds.

#### VOCA Sub-Grantees

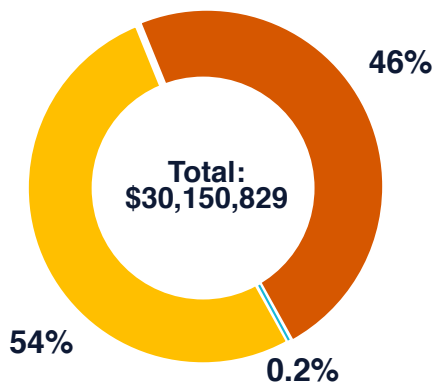
• Erica's House, Incorporated	\$11,066,628	• Victim Advocates Reaching Out	\$1,126,236
• Guam Legal Services Corporation	\$30,052	• Victim Service Center	\$353,896
• Sanctuary, Incorporated of Guam	\$573,507		

The OAG received \$31,187,269 for Fiscal Year 2018.

The OAG reduced its budget by \$1.4M mid-way through the fiscal year because of the federal Tax Cut and Jobs Act of 2017. In late February, the budget reduction was diverted back into the General Fund via Department of Administration. The difference in revenues and expenditures reflects this reduction.

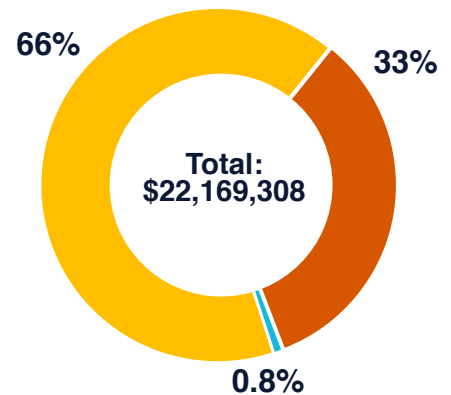
The OAG was conservative in its spending due to the reduction of \$1.4 Million for the fiscal year. Fiscal Year 2019 will see the full impact of the budget cuts associated with the 2017 Act.

### Revenue Sources



General Funds	\$16,249,713
Federal Funds	\$13,831,442
Special Revenue Funds	\$69,674

### Expenditures Sources

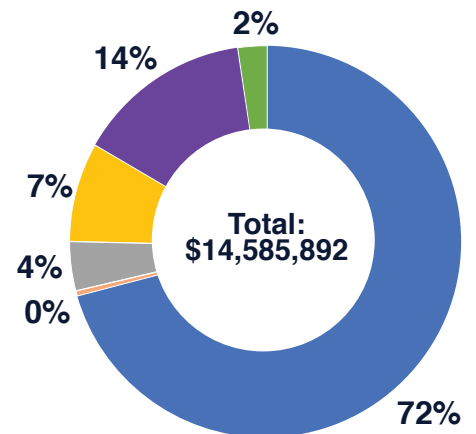


General Funds	\$14,585,892
Federal Funds	\$7,404,128
Special Revenue Funds	\$179,288

### General Fund Expenditures

Salaries and Benefits	\$11,066,628
Travel	\$30,052
Contractual	\$573,507
Building Rent & Utilities	\$1,126,236
Expense Reimbursement	-\$353,896
Other*	\$2,143,364

\*Supplies, Equipment, Drug Testing, Federal Matching, Telephone





## Table of Contents

- 1 Who We Are
- 2 Our Performance
- 3 The Budget
- 4 Looking Ahead

Do you have any suggestions on how we can improve our reporting?


Contact Carlina Charfauros, Public Information Officer, at 475-3324 ext. 5020 or email [law@guamag.org](mailto:law@guamag.org)

## Priorities

- **Public Safety** – The OAG’s job when representing the People of Guam in criminal matters is to seek justice. The OAG understands that the drug epidemic is the biggest public safety issue facing Guam and will explore ways to combat this problem. The OAG will also commit resources to ensure that violent offenders are held accountable for their crimes.
- **Child Support** – The OAG is taking steps to improve ensuring that child support gets to the families who depend on that money. This includes addressing the undistributed support payments that have posed a challenge to the Child Support Enforcement Division for over a decade. The OAG is dedicating resources to identify the source of funds, locate families and reissue child support payments.
- **Rule of Law** – The OAG is entrusted with guiding the Government of Guam to make sure that it remains on the right side of the law. The OAG will continue to look at increasing its training opportunities and materials for Government boards and commissions covering topics such as Open Government, FOIA and procurement.

## Fun Fact

The Office of the Attorney General occupies four floors in the ITC building.



## Challenges

- The OAG will move forward with its priorities as it aligns its budget with the full impact of the Federal Tax Cut and Jobs Act of 2017. The OAG is looking at ways that it can save money, such as exploring the consolidation of certain services, reducing its footprint, and identifying other areas where efficiency and or the use of technology could result in financial savings.
- The OAG recognizes the need to be transparent about how it serves the Government of Guam and the island. This creates an opportunity for community outreach, awareness campaigns and social media presence to highlight the work that the OAG is doing and identify ways to improve on those services. The OAG hopes that an increase in the use of technology will improve community access and information. An updated website and social media presence will be part of the OAG public portfolio.





Michele Brillante &lt;mbrillante@guamopa.com&gt;

---

**OAG FY2018 CCR**

---

**Carlina Charfauros** <ccharfauros@guamag.org>

Mon, Aug 26, 2019 at 4:50 PM

To: "mbrillante@guamopa.com" &lt;mbrillante@guamopa.com&gt;, "speaker@guamlegislature.org"

&lt;speaker@guamlegislature.org&gt;, "clerks@guamlegislature.org" &lt;clerks@guamlegislature.org&gt;

Cc: "Rebecca M. Perez" &lt;mperez@guamag.org&gt;


Hafa Adai,

Pursuant to Title 1 Guam Code Annotated Chapter 19 §1922(a), the OAG submits its FY2018CCR. Should you have any questions, you may contact Attorney General Leevin T. Camacho at [law@guamag.org](mailto:law@guamag.org).

Si Yu'os Ma'ase,

Carlina Charfauros

---

 **FY2018\_CCR\_FINAL.pdf**  
1334K